

Survey of Entering Student Engagement - Motlow State Community College (2017 Administration)

2017 Benchmark Scores Report - Main Survey

Comparison Group: Medium Colleges in the 2017 Cohort*

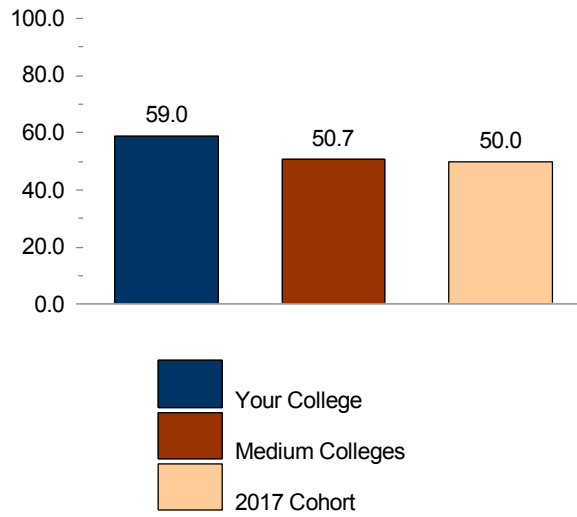
Entering Students Only

[Weighted]

Benchmark	Your College	Medium Colleges		2017 Cohort	
	Score	Score	Difference	Score	Difference
Early Connections	59.0	50.7	8.3	50.0	9.0
High Expectations and Aspirations	42.6	49.7	-7.1	50.0	-7.4
Clear Academic Plan and Pathway	53.8	49.9	3.9	50.0	3.8
Effective Track to College Readiness	48.2	49.2	-1.0	50.0	-1.8
Engaged Learning	57.8	49.6	8.2	50.0	7.8
Academic and Social Support Network	51.7	50.0	1.7	50.0	1.7

* The comparison group and cohort columns on this page INCLUDE your college.

Survey of Entering Student Engagement
Motlow State Community College (2017 Administration)
2017 Benchmark Bar Chart - Main Survey
Comparison Group: Medium Colleges in the 2017 Cohort*
Entering Students Only
[Weighted]
Early Connections (EARLYCON)



* The comparison group and cohort bars on this page INCLUDE your college.

30NOV17

Survey of Entering Student Engagement - Motlow State Community College (2017 Administration)

2017 Benchmark Means Report - Main Survey

Comparison Group: Medium Colleges in the 2017 Cohort*

Entering Students Only

[Weighted]

Early Connections (EARLYCON)

		Your College	Medium Colleges		2017 Cohort	
Item	Variable	Mean	Mean	Effect Size**	Mean	Effect Size**
Item 18: Think about your experiences from the time of your decision to attend this college through the end of the first three weeks of your first semester/quarter.						
1 = Strongly disagree, 2 = Disagree, 3 = Neutral, 4 = Agree, 5 = Strongly agree						
18a. The very first time I came to this college I felt welcome [EARLYCON]	WELCOME	4.03	4.06		4.05	
18i. The college provided me with adequate information about financial assistance (scholarships, grants, loans, etc.) [EARLYCON]	FAINFO	3.53	3.53		3.50	
18j. A college staff member helped me determine whether I qualified for financial assistance [EARLYCON]	QUALFA	3.08	3.14		3.10	
18p. At least one college staff member (other than an instructor) learned my name [EARLYCON]	CSTAFNAM	3.45	3.37		3.33	
One or more items in this benchmark are not suited to means calculations. Please see the Frequency Distribution that follows for these items.						

* The comparison group and cohort columns on this page EXCLUDE your college.

** T-test: 2-tailed

If a row contains less than 50 respondents, interpret the comparison results cautiously.

Survey of Entering Student Engagement - Motlow State Community College (2017 Administration)

2017 Benchmark Frequency Distributions - Main Survey

Comparison Group: Medium Colleges in the 2017 Cohort*

Entering Students Only

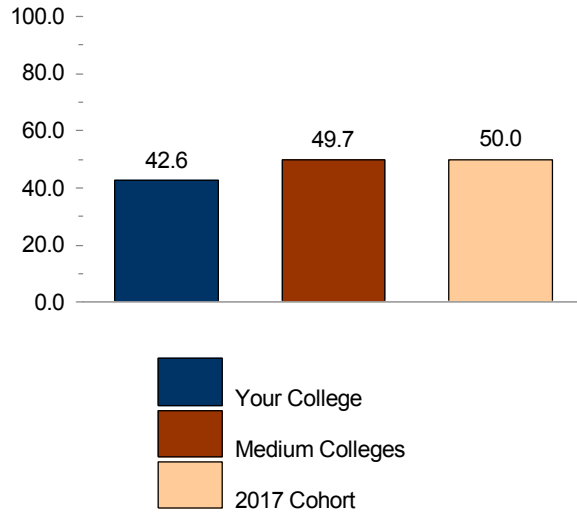
[Weighted]

Early Connections (EARLYCON)

			Your College		Medium Colleges		2017 Cohort	
Item	Variable	Responses	Count	Percent	Count	Percent	Count	Percent
Item 18: Think about your experiences from the time of your decision to attend this college through the end of the first three weeks of your first semester/quarter.								
18a. The very first time I came to this college I felt welcome [EARLYCON]	WELCOME	Strongly disagree	2	0.4	100	0.4	553	0.6
		Disagree	15	2.4	388	1.7	1,698	1.7
		Neutral	131	21.3	4,595	20.7	21,059	21.5
		Agree	280	45.5	10,063	45.2	44,015	44.9
		Strongly agree	187	30.4	7,104	31.9	30,741	31.3
		Total	616	100.0	22,250	100.0	98,065	100.0
18i. The college provided me with adequate information about financial assistance (scholarships, grants, loans, etc.) [EARLYCON]	FAINFO	Strongly disagree	28	4.5	1,222	5.5	5,641	5.8
		Disagree	85	13.7	2,890	13.0	13,246	13.5
		Neutral	171	27.7	5,717	25.8	25,422	26.0
		Agree	200	32.4	7,617	34.3	33,244	34.0
		Strongly agree	134	21.7	4,751	21.4	20,329	20.8
		Total	617	100.0	22,197	100.0	97,883	100.0
18j. A college staff member helped me determine whether I qualified for financial assistance [EARLYCON]	QUALFA	Strongly disagree	53	8.6	2,070	9.3	9,443	9.7
		Disagree	171	27.8	5,326	24.0	24,600	25.2
		Neutral	165	26.9	5,764	26.0	25,400	26.0
		Agree	128	20.8	5,368	24.2	22,974	23.5
		Strongly agree	98	15.9	3,618	16.3	15,203	15.6
		Total	615	100.0	22,146	100.0	97,621	100.0
18p. At least one college staff member (other than an instructor) learned my name [EARLYCON]	CSTAFNAM	Strongly disagree	60	9.8	2,392	10.8	10,850	11.1
		Disagree	98	15.8	4,193	18.9	19,517	20.0
		Neutral	116	18.8	4,106	18.5	18,002	18.4
		Agree	186	30.2	5,731	25.8	24,928	25.5
		Strongly agree	156	25.4	5,784	26.0	24,514	25.1
		Total	615	100.0	22,207	100.0	97,811	100.0
Item 23								
23. Was a specific person assigned to you so you could see him/her each time you needed information or assistance? [EARLYCON]	ASNPERS	Yes	393	65.9	7,295	33.7	30,986	32.6
		No	203	34.1	14,323	66.3	63,975	67.4
		Total	596	100.0	21,618	100.0	94,961	100.0

* The comparison group and cohort columns on this page EXCLUDE your college.

Survey of Entering Student Engagement
Motlow State Community College (2017 Administration)
2017 Benchmark Bar Chart - Main Survey
Comparison Group: Medium Colleges in the 2017 Cohort*
Entering Students Only
[Weighted]
High Expectations and Aspirations (HIEXPACT)



* The comparison group and cohort bars on this page INCLUDE your college.

30NOV17

Survey of Entering Student Engagement - Motlow State Community College (2017 Administration)

2017 Benchmark Means Report - Main Survey

Comparison Group: Medium Colleges in the 2017 Cohort*

Entering Students Only

[Weighted]

High Expectations and Aspirations (HIEEXPECT)

		Your College	Medium Colleges		2017 Cohort	
Item	Variable	Mean	Mean	Effect Size**	Mean	Effect Size**
Item 18: Think about your experiences from the time of your decision to attend this college through the end of the first three weeks of your first semester/quarter.						
1 = Strongly disagree, 2 = Disagree, 3 = Neutral, 4 = Agree, 5 = Strongly agree						
18b. The instructors at this college want me to succeed [HIEEXPECT]	WNTSCCD	4.29	4.30		4.30	
18t. I have the motivation to do what it takes to succeed in college [HIEEXPECT]	ITTAKES	4.27	4.35		4.37	
18u. I am prepared academically to succeed in college [HIEEXPECT]	ACPRPRD	4.19	4.25		4.27	
Item 19: During the first three weeks of your first semester/quarter at this college, about how often did you do the following?						
1 = Never, 2 = Once, 3 = Two or three times, 4 = Four or more times						
19c. Turn in an assignment late [HIEEXPECT]	LATETURN	1.57	1.48		1.47	
19d. Not turn in an assignment [HIEEXPECT]	NOTTURN	1.51	1.40		1.40	
19f. Come to class without completing readings or assignments [HIEEXPECT]	NOTCOMPL	1.85	1.60	0.33**	1.61	0.32**
19s. Skip class [HIEEXPECT]	SKIPCL	1.53	1.32	0.34**	1.32	0.34**

* The comparison group and cohort columns on this page EXCLUDE your college.

** T-test: 2-tailed

If a row contains less than 50 respondents, interpret the comparison results cautiously.

Survey of Entering Student Engagement - Motlow State Community College (2017 Administration)

2017 Benchmark Frequency Distributions - Main Survey

Comparison Group: Medium Colleges in the 2017 Cohort*

Entering Students Only

[Weighted]

High Expectations and Aspirations (HIEEXPECT)

			Your College		Medium Colleges		2017 Cohort	
Item	Variable	Responses	Count	Percent	Count	Percent	Count	Percent
Item 18: Think about your experiences from the time of your decision to attend this college through the end of the first three weeks of your first semester/quarter.								
18b. The instructors at this college want me to succeed [HIEEXPECT]	WNTSCCD	Strongly disagree	0	N/A	73	0.3	217	0.2
		Disagree	4	0.7	125	0.6	579	0.6
		Neutral	78	12.7	2,382	10.8	10,582	10.8
		Agree	266	43.2	10,060	45.4	44,499	45.6
		Strongly agree	268	43.4	9,509	42.9	41,739	42.8
		Total	617	100.0	22,148	100.0	97,615	100.0
18t. I have the motivation to do what it takes to succeed in college [HIEEXPECT]	ITTAKES	Strongly disagree	7	1.2	124	0.6	543	0.6
		Disagree	7	1.1	306	1.4	1,302	1.3
		Neutral	75	12.2	2,352	10.6	10,005	10.2
		Agree	246	40.1	8,208	37.0	35,639	36.5
		Strongly agree	279	45.4	11,176	50.4	50,211	51.4
		Total	614	100.0	22,165	100.0	97,701	100.0
18u. I am prepared academically to succeed in college [HIEEXPECT]	ACPRPRD	Strongly disagree	8	1.3	141	0.6	562	0.6
		Disagree	13	2.1	327	1.5	1,546	1.6
		Neutral	87	14.2	3,139	14.1	13,047	13.3
		Agree	253	41.0	8,904	40.1	38,845	39.7
		Strongly agree	256	41.5	9,713	43.7	43,921	44.9
		Total	617	100.0	22,224	100.0	97,921	100.0
Item 19: During the first three weeks of your first semester/quarter at this college, about how often did you do the following?								
19c. Turn in an assignment late [HIEEXPECT]	LATETURN	Never	362	58.4	14,105	62.9	62,762	63.8
		Once	171	27.6	6,118	27.3	26,028	26.4
		Two or three times	77	12.3	1,912	8.5	8,432	8.6
		Four or more times	10	1.7	297	1.3	1,227	1.2
		Total	621	100.0	22,432	100.0	98,449	100.0
19d. Not turn in an assignment [HIEEXPECT]	NOTTURN	Never	380	64.6	15,512	70.6	67,622	70.0
		Once	130	22.0	4,531	20.6	20,536	21.3
		Two or three times	65	11.0	1,528	6.9	6,790	7.0
		Four or more times	14	2.3	414	1.9	1,668	1.7
		Total	589	100.0	21,984	100.0	96,616	100.0
19f. Come to class without completing readings or assignments [HIEEXPECT]	NOTCOMPL	Never	272	43.7	12,839	57.3	55,831	56.7
		Once	197	31.8	6,394	28.5	28,449	28.9
		Two or three times	125	20.1	2,574	11.5	11,475	11.7
		Four or more times	27	4.4	611	2.7	2,740	2.8
		Total	621	100.0	22,417	100.0	98,494	100.0

* The comparison group and cohort columns on this page EXCLUDE your college.

Survey of Entering Student Engagement - Motlow State Community College (2017 Administration)

2017 Benchmark Frequency Distributions - Main Survey

Comparison Group: Medium Colleges in the 2017 Cohort*

Entering Students Only

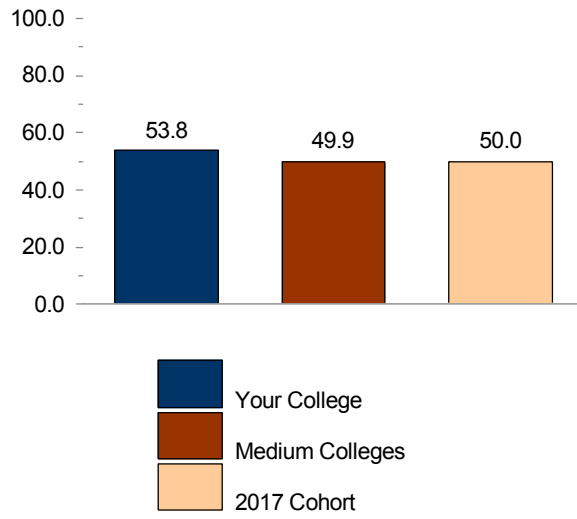
[Weighted]

High Expectations and Aspirations (HIEEXPECT)

			Your College		Medium Colleges		2017 Cohort	
Item	Variable	Responses	Count	Percent	Count	Percent	Count	Percent
Item 19: During the first three weeks of your first semester/quarter at this college, about how often did you do the following?								
19s. Skip class [HIEEXPECT]	SKIPCL	Never	406	65.2	17,223	76.7	75,543	76.5
		Once	115	18.5	3,639	16.2	16,014	16.2
		Two or three times	89	14.2	1,292	5.8	5,863	5.9
		Four or more times	13	2.1	295	1.3	1,278	1.3
		Total	622	100.0	22,448	100.0	98,698	100.0

* The comparison group and cohort columns on this page EXCLUDE your college.

Survey of Entering Student Engagement
Motlow State Community College (2017 Administration)
2017 Benchmark Bar Chart - Main Survey
Comparison Group: Medium Colleges in the 2017 Cohort*
Entering Students Only
[Weighted]
Clear Academic Plan and Pathway (ACADPLAN)



* The comparison group and cohort bars on this page INCLUDE your college.

30NOV17

Survey of Entering Student Engagement - Motlow State Community College (2017 Administration)

2017 Benchmark Means Report - Main Survey

Comparison Group: Medium Colleges in the 2017 Cohort*

Entering Students Only

[Weighted]

Clear Academic Plan and Pathway (ACADPLAN)

		Your College	Medium Colleges		2017 Cohort	
Item	Variable	Mean	Mean	Effect Size**	Mean	Effect Size**
Item 18: Think about your experiences from the time of your decision to attend this college through the end of the first three weeks of your first semester/quarter.						
1 = Strongly disagree, 2 = Disagree, 3 = Neutral, 4 = Agree, 5 = Strongly agree						
18d. I was able to meet with an academic advisor at times convenient for me [ACADPLAN]	AACONTIM	3.82	3.83		3.83	
18e. An advisor helped me to select a course of study, program, or major [ACADPLAN]	AASELMAJ	3.84	3.74		3.76	
18f. An advisor helped me to set academic goals and to create a plan for achieving them [ACADPLAN]	ACADGOAL	3.58	3.36		3.39	
18g. An advisor helped me to identify the courses I needed to take during my first semester/quarter [ACADPLAN]	CRSADV	4.10	3.93		3.96	
18h. A college staff member talked with me about my commitments outside of school (work, children, dependents, etc.) to help me figure out how many courses to take [ACADPLAN]	OSCOMM	3.19	2.98		2.95	0.20**

* The comparison group and cohort columns on this page EXCLUDE your college.

** T-test: 2-tailed

If a row contains less than 50 respondents, interpret the comparison results cautiously.

Survey of Entering Student Engagement - Motlow State Community College (2017 Administration)

2017 Benchmark Frequency Distributions - Main Survey

Comparison Group: Medium Colleges in the 2017 Cohort*

Entering Students Only

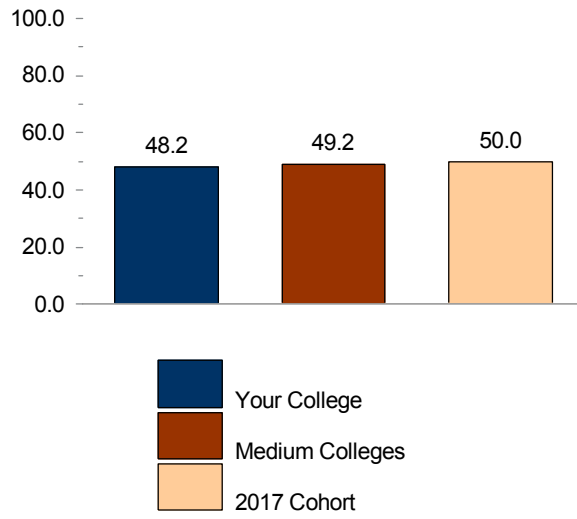
[Weighted]

Clear Academic Plan and Pathway (ACADPLAN)

			Your College		Medium Colleges		2017 Cohort	
Item	Variable	Responses	Count	Percent	Count	Percent	Count	Percent
Item 18: Think about your experiences from the time of your decision to attend this college through the end of the first three weeks of your first semester/quarter.								
18d. I was able to meet with an academic advisor at times convenient for me [ACADPLAN]	AACONTIM	Strongly disagree	5	0.8	479	2.2	2,091	2.2
		Disagree	46	7.4	1,438	6.5	6,503	6.7
		Neutral	173	28.1	5,350	24.3	23,372	24.0
		Agree	223	36.2	8,813	40.0	39,001	40.1
		Strongly agree	169	27.5	5,966	27.1	26,258	27.0
		Total	615	100.0	22,045	100.0	97,224	100.0
18e. An advisor helped me to select a course of study, program, or major [ACADPLAN]	AASELMAJ	Strongly disagree	21	3.5	1,001	4.5	4,145	4.2
		Disagree	65	10.6	2,671	12.0	11,327	11.6
		Neutral	87	14.1	4,087	18.4	17,711	18.1
		Agree	261	42.4	7,807	35.2	35,128	35.9
		Strongly agree	181	29.4	6,640	29.9	29,600	30.2
		Total	615	100.0	22,207	100.0	97,909	100.0
18f. An advisor helped me to set academic goals and to create a plan for achieving them [ACADPLAN]	ACADGOAL	Strongly disagree	27	4.3	1,300	5.9	5,444	5.6
		Disagree	91	14.8	4,152	18.7	17,926	18.3
		Neutral	158	25.8	6,398	28.9	27,368	28.0
		Agree	177	28.9	5,966	26.9	27,257	27.9
		Strongly agree	161	26.2	4,343	19.6	19,695	20.2
		Total	615	100.0	22,159	100.0	97,690	100.0
18g. An advisor helped me to identify the courses I needed to take during my first semester/quarter [ACADPLAN]	CRSADV	Strongly disagree	10	1.7	797	3.6	3,153	3.2
		Disagree	35	5.6	1,746	7.9	7,290	7.4
		Neutral	70	11.4	3,118	14.0	13,148	13.4
		Agree	270	43.8	9,057	40.8	40,766	41.7
		Strongly agree	231	37.5	7,485	33.7	33,509	34.2
		Total	616	100.0	22,202	100.0	97,866	100.0
18h. A college staff member talked with me about my commitments outside of school (work, children, dependents, etc.) to help me figure out how many courses to take [ACADPLAN]	OSCOMM	Strongly disagree	49	7.9	2,436	11.0	10,956	11.2
		Disagree	162	26.3	6,408	28.9	29,026	29.7
		Neutral	137	22.2	5,597	25.2	24,883	25.4
		Agree	163	26.4	4,724	21.3	20,119	20.6
		Strongly agree	106	17.2	3,021	13.6	12,872	13.2
		Total	617	100.0	22,186	100.0	97,856	100.0

* The comparison group and cohort columns on this page EXCLUDE your college.

Survey of Entering Student Engagement
Motlow State Community College (2017 Administration)
2017 Benchmark Bar Chart - Main Survey
Comparison Group: Medium Colleges in the 2017 Cohort*
Entering Students Only
[Weighted]
Effective Track to College Readiness (COLLREAD)



* The comparison group and cohort bars on this page INCLUDE your college.

30NOV17

Survey of Entering Student Engagement - Motlow State Community College (2017 Administration)

2017 Benchmark Means Report - Main Survey

Comparison Group: Medium Colleges in the 2017 Cohort*

Entering Students Only

[Weighted]

Effective Track to College Readiness (COLLREAD)

		Your College	Medium Colleges		2017 Cohort	
Item	Variable	Mean	Mean	Effect Size**	Mean	Effect Size**
Item 21: Think about your experiences from the time of your decision to attend this college through the end of the first three weeks of your first semester/quarter. Within a class, or through another experience at this college:						
1 = Strongly disagree, 2 = Disagree, 3 = Neutral, 4 = Agree, 5 = Strongly agree						
21a. I learned to improve my study skills (listening, note taking, highlighting readings, working with others, etc.) [COLLREAD]	LNDSTUDY	4.10	4.03		4.03	
21b. I learned to understand my academic strengths and weaknesses [COLLREAD]	LNDACAWK	4.08	3.96		3.98	
21c. I learned skills and strategies to improve my test-taking ability [COLLREAD]	LNSDKLLS	3.78	3.67		3.68	
One or more items in this benchmark are not suited to means calculations. Please see the Frequency Distribution that follows for these items.						

* The comparison group and cohort columns on this page EXCLUDE your college.

** T-test: 2-tailed

If a row contains less than 50 respondents, interpret the comparison results cautiously.

Survey of Entering Student Engagement - Motlow State Community College (2017 Administration)

2017 Benchmark Frequency Distributions - Main Survey

Comparison Group: Medium Colleges in the 2017 Cohort*

Entering Students Only

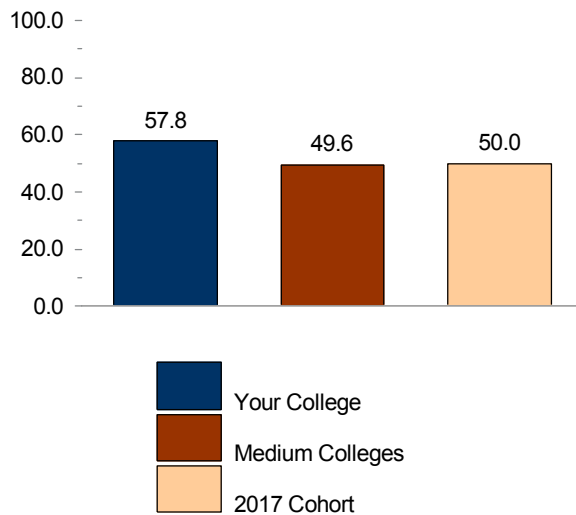
[Weighted]

Effective Track to College Readiness (COLLREAD)

Item	Variable	Responses	Your College		Medium Colleges		2017 Cohort	
			Count	Percent	Count	Percent	Count	Percent
Item 12: Think about your experiences from the time of your decision to attend this college through the end of the first three weeks of your first semester/quarter.								
12a. Before I could register for classes, I was required to take a placement test (COMPASS, ASSET, ACCUPLACER, SAT, ACT, etc.) to assess my skills in reading, writing, and/or math [COLLREAD]	REQPTEST	Yes	466	77.2	18,034	81.7	80,842	83.0
		No	138	22.8	4,040	18.3	16,503	17.0
		Total	604	100.0	22,074	100.0	97,345	100.0
12b. I took a placement test (COMPASS, ASSET, ACCUPLACER, SAT, ACT, etc.) [COLLREAD]	TKPTEST	Yes	502	85.4	18,686	86.5	83,111	87.3
		No	86	14.6	2,905	13.5	12,070	12.7
		Total	589	100.0	21,591	100.0	95,181	100.0
Item 14								
14. This college required me to enroll in classes indicated by my placement test scores during my first semester/quarter [COLLREAD]	REQCLASS	Yes	373	60.7	14,281	64.9	65,451	67.5
		No	242	39.3	7,727	35.1	31,513	32.5
		Total	615	100.0	22,008	100.0	96,964	100.0
Item 21: Think about your experiences from the time of your decision to attend this college through the end of the first three weeks of your first semester/quarter. Within a class, or through another experience at this college:								
21a. I learned to improve my study skills (listening, note taking, highlighting readings, working with others, etc.) [COLLREAD]	LNDSTUDY	Strongly disagree	9	1.5	315	1.4	1,275	1.3
		Disagree	14	2.3	821	3.7	3,541	3.6
		Neutral	114	18.6	4,318	19.4	18,988	19.4
		Agree	248	40.3	9,323	41.8	40,930	41.8
		Strongly agree	229	37.3	7,509	33.7	33,253	33.9
		Total	615	100.0	22,287	100.0	97,987	100.0
21b. I learned to understand my academic strengths and weaknesses [COLLREAD]	LNDACAWK	Strongly disagree	3	0.5	284	1.3	1,113	1.1
		Disagree	16	2.7	830	3.7	3,502	3.6
		Neutral	113	18.4	4,795	21.5	21,289	21.8
		Agree	276	44.8	9,827	44.2	42,721	43.6
		Strongly agree	207	33.6	6,518	29.3	29,249	29.9
		Total	615	100.0	22,254	100.0	97,875	100.0
21c. I learned skills and strategies to improve my test-taking ability [COLLREAD]	LNDSKLLS	Strongly disagree	8	1.3	609	2.7	2,461	2.5
		Disagree	56	9.2	2,063	9.3	8,923	9.1
		Neutral	170	27.9	6,868	30.8	30,266	30.9
		Agree	207	34.0	7,197	32.3	31,862	32.5
		Strongly agree	169	27.7	5,532	24.8	24,409	24.9
		Total	609	100.0	22,269	100.0	97,921	100.0

* The comparison group and cohort columns on this page EXCLUDE your college.

Survey of Entering Student Engagement
Motlow State Community College (2017 Administration)
2017 Benchmark Bar Chart - Main Survey
Comparison Group: Medium Colleges in the 2017 Cohort*
Entering Students Only
[Weighted]
Engaged Learning (ENGAGLRN)



* The comparison group and cohort bars on this page INCLUDE your college.

Survey of Entering Student Engagement - Motlow State Community College (2017 Administration)

2017 Benchmark Means Report - Main Survey

Comparison Group: Medium Colleges in the 2017 Cohort*

Entering Students Only

[Weighted]

Engaged Learning (ENGAGLRN)

		Your College	Medium Colleges		2017 Cohort	
Item	Variable	Mean	Mean	Effect Size**	Mean	Effect Size**
Item 19: During the first three weeks of your first semester/quarter at this college, about how often did you do the following?						
1 = Never, 2 = Once, 3 = Two or three times, 4 = Four or more times						
19a. Ask questions in class or contribute to class discussions [ENGAGLRN]	ASKQUES	2.82	2.77		2.79	
19b. Prepare at least two drafts of a paper or assignment before turning it in [ENGAGLRN]	PREPDRFT	2.51	2.08	0.49**	2.11	0.46**
19e. Participate in supplemental instruction (extra class sessions with an instructor, tutor, or experienced student) [ENGAGLRN]	SUPINSTR	1.49	1.53		1.54	
19g. Work with other students on a project or assignment during class [ENGAGLRN]	PINCLASS	2.45	2.47		2.46	
19h. Work with classmates outside of class on class projects or assignments [ENGAGLRN]	PREPOUTC	1.76	1.60		1.60	
19i. Participate in a required study group outside of class [ENGAGLRN]	GRPSTUDY	1.30	1.30		1.31	
19j. Participate in a student-initiated (not required) study group outside of class [ENGAGLRN]	NRGSTUDY	1.39	1.30		1.31	
19k. Use an electronic tool (e-mail, text messaging, Facebook, MySpace, class Web site, etc.) to communicate with another student about coursework [ENGAGLRN]	USEINTMG	2.57	2.17	0.37**	2.19	0.35**
19l. Use an electronic tool (e-mail, text messaging, Facebook, MySpace, class Web site, etc.) to communicate with an instructor about coursework [ENGAGLRN]	MAILFAC	2.54	2.25	0.28**	2.25	0.28**
19m. Discuss an assignment or grade with an instructor [ENGAGLRN]	FACASSN	2.36	2.05	0.34**	2.07	0.32**
19n. Ask for help from an instructor regarding questions or problems related to a class [ENGAGLRN]	CLASSREL	2.45	2.32		2.34	
19o. Receive prompt written or oral feedback from instructors on your performance [ENGAGLRN]	FEEDBACK	2.70	2.32	0.40**	2.34	0.37**
19q. Discuss ideas from your readings or classes with instructors outside of class [ENGAGLRN]	FACIDOC	1.75	1.57	0.22**	1.59	
Item 20.2: Think about your experiences from the time of your decision to attend this college through the end of the first three weeks of your first semester/quarter. How often did you use the following services?						
1 = Never, 2 = Once, 3 = Two or three times, 4 = Four or more times						
20.2d. Face-to-face tutoring [ENGAGLRN]	FFTUSE	1.24	1.29		1.31	
20.2f. Writing, math, or other skill lab [ENGAGLRN]	SKLABUSE	1.51	1.68		1.66	
20.2h. Computer lab [ENGAGLRN]	COMLBUSE	2.28	2.04	0.22**	2.02	0.24**

* The comparison group and cohort columns on this page EXCLUDE your college.

** T-test: 2-tailed

If a row contains less than 50 respondents, interpret the comparison results cautiously.

Survey of Entering Student Engagement - Motlow State Community College (2017 Administration)

2017 Benchmark Frequency Distributions - Main Survey

Comparison Group: Medium Colleges in the 2017 Cohort*

Entering Students Only

[Weighted]

Engaged Learning (ENGAGLRN)

			Your College		Medium Colleges		2017 Cohort	
Item	Variable	Responses	Count	Percent	Count	Percent	Count	Percent
Item 19: During the first three weeks of your first semester/quarter at this college, about how often did you do the following?								
19a. Ask questions in class or contribute to class discussions [ENGAGLRN]	ASKQUES	Never	67	10.7	2,184	9.7	8,729	8.8
		Once	118	19.0	5,474	24.3	24,302	24.6
		Two or three times	300	48.1	10,076	44.8	44,997	45.5
		Four or more times	139	22.2	4,763	21.2	20,872	21.1
		Total	624	100.0	22,497	100.0	98,898	100.0
19b. Prepare at least two drafts of a paper or assignment before turning it in [ENGAGLRN]	PREPDRFT	Never	94	15.6	6,879	30.9	29,225	29.8
		Once	170	28.2	7,991	35.9	35,220	36.0
		Two or three times	274	45.5	6,041	27.2	27,274	27.8
		Four or more times	64	10.6	1,335	6.0	6,243	6.4
		Total	602	100.0	22,246	100.0	97,962	100.0
19e. Participate in supplemental instruction (extra class sessions with an instructor, tutor, or experienced student) [ENGAGLRN]	SUPINSTR	Never	421	67.6	15,223	67.7	65,876	66.7
		Once	120	19.2	3,682	16.4	17,027	17.2
		Two or three times	61	9.9	2,479	11.0	11,045	11.2
		Four or more times	20	3.3	1,097	4.9	4,842	4.9
		Total	622	100.0	22,482	100.0	98,791	100.0
19g. Work with other students on a project or assignment during class [ENGAGLRN]	PINCLASS	Never	135	21.8	4,737	21.1	20,517	20.8
		Once	168	27.0	5,896	26.2	26,400	26.7
		Two or three times	224	36.1	8,460	37.6	37,224	37.7
		Four or more times	94	15.1	3,394	15.1	14,600	14.8
		Total	621	100.0	22,487	100.0	98,741	100.0
19h. Work with classmates outside of class on class projects or assignments [ENGAGLRN]	PREPOUTC	Never	336	54.4	14,213	63.5	61,527	62.6
		Once	133	21.6	4,134	18.5	18,978	19.3
		Two or three times	109	17.6	2,853	12.8	12,967	13.2
		Four or more times	40	6.4	1,170	5.2	4,736	4.8
		Total	618	100.0	22,369	100.0	98,209	100.0
19i. Participate in a required study group outside of class [ENGAGLRN]	GRPSTUDY	Never	515	82.7	18,314	81.5	79,873	80.9
		Once	47	7.5	2,148	9.6	10,215	10.3
		Two or three times	39	6.3	1,383	6.2	5,951	6.0
		Four or more times	21	3.5	633	2.8	2,682	2.7
		Total	622	100.0	22,478	100.0	98,721	100.0
19j. Participate in a student-initiated (not required) study group outside of class [ENGAGLRN]	NRGSTUDY	Never	470	76.7	18,168	81.2	79,208	80.6
		Once	74	12.1	2,307	10.3	10,606	10.8
		Two or three times	41	6.7	1,327	5.9	5,908	6.0
		Four or more times	27	4.5	582	2.6	2,545	2.6
		Total	613	100.0	22,385	100.0	98,268	100.0

* The comparison group and cohort columns on this page EXCLUDE your college.

Survey of Entering Student Engagement - Motlow State Community College (2017 Administration)

2017 Benchmark Frequency Distributions - Main Survey

Comparison Group: Medium Colleges in the 2017 Cohort*

Entering Students Only

[Weighted]

Engaged Learning (ENGAGLRN)

Item	Variable	Responses	Your College		Medium Colleges		2017 Cohort	
			Count	Percent	Count	Percent	Count	Percent
Item 19: During the first three weeks of your first semester/quarter at this college, about how often did you do the following?								
19k. Use an electronic tool (e-mail, text messaging, Facebook, MySpace, class Web site, etc.) to communicate with another student about coursework [ENGAGLRN]	USEINTMG	Never	134	21.9	8,702	38.7	37,513	38.0
		Once	146	23.9	5,095	22.6	22,215	22.5
		Two or three times	181	29.6	4,928	21.9	22,055	22.3
		Four or more times	151	24.6	3,789	16.8	17,028	17.2
		Total	612	100.0	22,515	100.0	98,811	100.0
19l. Use an electronic tool (e-mail, text messaging, Facebook, MySpace, class Web site, etc.) to communicate with an instructor about coursework [ENGAGLRN]	MAILFAC	Never	102	16.5	6,910	30.9	30,271	30.8
		Once	172	27.7	6,179	27.6	27,134	27.6
		Two or three times	258	41.6	6,097	27.2	26,728	27.2
		Four or more times	88	14.2	3,191	14.3	14,179	14.4
		Total	621	100.0	22,377	100.0	98,312	100.0
19m. Discuss an assignment or grade with an instructor [ENGAGLRN]	FACASSN	Never	129	20.7	7,488	33.3	32,721	33.2
		Once	211	33.9	7,904	35.2	33,984	34.5
		Two or three times	212	34.2	5,521	24.6	24,615	25.0
		Four or more times	69	11.1	1,571	7.0	7,316	7.4
		Total	621	100.0	22,483	100.0	98,637	100.0
19n. Ask for help from an instructor regarding questions or problems related to a class [ENGAGLRN]	CLASSREL	Never	125	20.1	5,340	23.8	22,736	23.1
		Once	175	28.1	7,097	31.6	31,276	31.8
		Two or three times	242	38.9	7,424	33.1	32,560	33.1
		Four or more times	80	12.9	2,578	11.5	11,864	12.1
		Total	622	100.0	22,439	100.0	98,436	100.0
19o. Receive prompt written or oral feedback from instructors on your performance [ENGAGLRN]	FEEDBACK	Never	87	14.1	5,834	26.0	24,503	24.9
		Once	157	25.2	6,461	28.8	28,760	29.2
		Two or three times	233	37.5	7,285	32.5	32,099	32.6
		Four or more times	145	23.3	2,829	12.6	13,059	13.3
		Total	622	100.0	22,409	100.0	98,421	100.0
19q. Discuss ideas from your readings or classes with instructors outside of class [ENGAGLRN]	FACIDOC	Never	342	55.1	14,435	64.3	62,464	63.4
		Once	143	23.1	4,342	19.3	19,377	19.7
		Two or three times	84	13.5	2,627	11.7	11,814	12.0
		Four or more times	52	8.4	1,036	4.6	4,925	5.0
		Total	622	100.0	22,440	100.0	98,580	100.0
Item 20.2: Think about your experiences from the time of your decision to attend this college through the end of the first three weeks of your first semester/quarter. How often did you use the following services?								
20.2d. Face-to-face tutoring [ENGAGLRN]	FFTUSE	Never	509	86.8	17,751	82.7	77,249	81.6
		Once	34	5.8	1,978	9.2	9,094	9.6
		Two or three times	23	3.9	1,070	5.0	5,054	5.3
		Four or more times	21	3.5	675	3.1	3,266	3.5
		Total	586	100.0	21,474	100.0	94,662	100.0

* The comparison group and cohort columns on this page EXCLUDE your college.

Survey of Entering Student Engagement - Motlow State Community College (2017 Administration)

2017 Benchmark Frequency Distributions - Main Survey

Comparison Group: Medium Colleges in the 2017 Cohort*

Entering Students Only

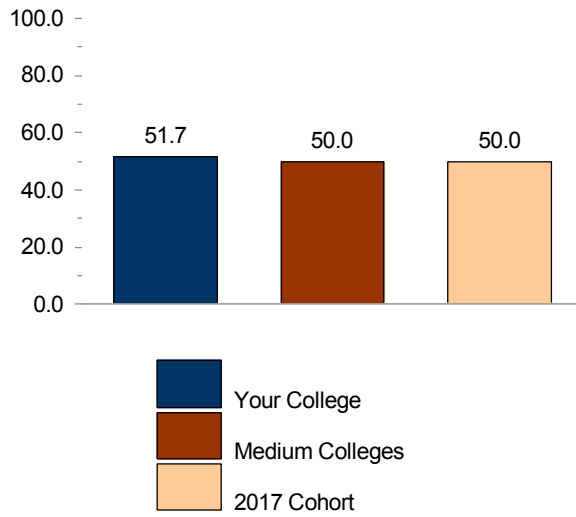
[Weighted]

Engaged Learning (ENGAGLRN)

			Your College		Medium Colleges		2017 Cohort	
Item	Variable	Responses	Count	Percent	Count	Percent	Count	Percent
Item 20.2: Think about your experiences from the time of your decision to attend this college through the end of the first three weeks of your first semester/quarter. How often did you use the following services?								
20.2f. Writing, math, or other skill lab [ENGAGLRN]	SKLABUSE	Never	449	75.4	14,153	66.3	62,146	66.1
		Once	44	7.5	2,474	11.6	12,152	12.9
		Two or three times	50	8.5	2,159	10.1	9,328	9.9
		Four or more times	52	8.7	2,572	12.0	10,359	11.0
		Total	596	100.0	21,357	100.0	93,985	100.0
20.2h. Computer lab [ENGAGLRN]	COMLBUSE	Never	265	45.2	10,261	47.8	45,840	48.4
		Once	52	8.8	3,888	18.1	17,354	18.3
		Two or three times	107	18.3	3,609	16.8	15,646	16.5
		Four or more times	162	27.7	3,717	17.3	15,818	16.7
		Total	586	100.0	21,475	100.0	94,657	100.0

* The comparison group and cohort columns on this page EXCLUDE your college.

Survey of Entering Student Engagement
Motlow State Community College (2017 Administration)
2017 Benchmark Bar Chart - Main Survey
Comparison Group: Medium Colleges in the 2017 Cohort*
Entering Students Only
[Weighted]
Academic and Social Support (ACSOCSUP)



* The comparison group and cohort bars on this page INCLUDE your college.

Survey of Entering Student Engagement - Motlow State Community College (2017 Administration)

2017 Benchmark Means Report - Main Survey

Comparison Group: Medium Colleges in the 2017 Cohort*

Entering Students Only

[Weighted]

Academic and Social Support (ACSOCSUP)

		Your College	Medium Colleges		2017 Cohort	
Item	Variable	Mean	Mean	Effect Size**	Mean	Effect Size**
Item 18: Think about your experiences from the time of your decision to attend this college through the end of the first three weeks of your first semester/quarter.						
1 = Strongly disagree, 2 = Disagree, 3 = Neutral, 4 = Agree, 5 = Strongly agree						
18l. All instructors clearly explained academic and student support services available at this college [ACSOCSUP]	RESOURCE	3.84	3.91		3.93	
18m. All instructors clearly explained course grading policies [ACSOCSUP]	GRADEPOL	4.24	4.26		4.27	
18n. All instructors clearly explained course syllabi (syllabuses) [ACSOCSUP]	SYLLABI	4.35	4.36		4.36	
18o. I knew how to get in touch with my instructors outside of class [ACSOCSUP]	FACMEET	4.27	4.29		4.30	
18q. At least one other student whom I didn't previously know learned my name [ACSOCSUP]	OSTUDNAM	4.23	4.10		4.11	
18r. At least one instructor learned my name [ACSOCSUP]	FACNAM	4.41	4.25		4.24	
18s. I learned the name of at least one other student in most of my classes [ACSOCSUP]	STUNAM	4.37	4.23		4.23	

* The comparison group and cohort columns on this page EXCLUDE your college.

** T-test: 2-tailed

If a row contains less than 50 respondents, interpret the comparison results cautiously.

Survey of Entering Student Engagement - Motlow State Community College (2017 Administration)

2017 Benchmark Frequency Distributions - Main Survey

Comparison Group: Medium Colleges in the 2017 Cohort*

Entering Students Only

[Weighted]

Academic and Social Support (ACSOCSUP)

Item	Variable	Responses	Your College		Medium Colleges		2017 Cohort	
			Count	Percent	Count	Percent	Count	Percent
Item 18: Think about your experiences from the time of your decision to attend this college through the end of the first three weeks of your first semester/quarter.								
18l. All instructors clearly explained academic and student support services available at this college [ACSOCSUP]	RESOURCE	Strongly disagree	9	1.5	386	1.7	1,581	1.6
		Disagree	58	9.5	1,499	6.8	6,505	6.7
		Neutral	120	19.5	4,330	19.5	18,317	18.8
		Agree	263	42.8	9,484	42.8	42,433	43.5
		Strongly agree	164	26.6	6,453	29.1	28,815	29.5
		Total	615	100.0	22,151	100.0	97,651	100.0
18m. All instructors clearly explained course grading policies [ACSOCSUP]	GRADEPOL	Strongly disagree	2	0.4	161	0.7	556	0.6
		Disagree	17	2.8	498	2.2	2,246	2.3
		Neutral	69	11.2	1,985	9.0	9,029	9.2
		Agree	269	43.7	10,193	46.0	44,545	45.6
		Strongly agree	258	42.0	9,328	42.1	41,391	42.3
		Total	615	100.0	22,164	100.0	97,768	100.0
18n. All instructors clearly explained course syllabi (syllabuses) [ACSOCSUP]	SYLLABI	Strongly disagree	1	0.2	124	0.6	399	0.4
		Disagree	6	1.0	352	1.6	1,624	1.7
		Neutral	55	8.9	1,583	7.2	6,930	7.1
		Agree	262	42.9	9,464	42.8	41,640	42.7
		Strongly agree	287	47.0	10,607	47.9	46,992	48.2
		Total	610	100.0	22,130	100.0	97,585	100.0
18o. I knew how to get in touch with my instructors outside of class [ACSOCSUP]	FACMEET	Strongly disagree	4	0.6	174	0.8	609	0.6
		Disagree	13	2.2	475	2.1	2,089	2.1
		Neutral	69	11.3	2,029	9.1	8,760	9.0
		Agree	259	42.0	9,565	43.1	42,494	43.4
		Strongly agree	271	43.9	9,958	44.9	43,901	44.9
		Total	617	100.0	22,201	100.0	97,854	100.0
18q. At least one other student whom I didn't previously know learned my name [ACSOCSUP]	OSTUDNAM	Strongly disagree	4	0.7	637	2.9	2,616	2.7
		Disagree	24	3.8	1,248	5.6	5,515	5.6
		Neutral	64	10.4	2,461	11.1	11,053	11.3
		Agree	256	41.6	8,771	39.5	38,236	39.1
		Strongly agree	268	43.5	9,102	41.0	40,480	41.3
		Total	616	100.0	22,219	100.0	97,900	100.0
18r. At least one instructor learned my name [ACSOCSUP]	FACNAM	Strongly disagree	2	0.4	356	1.6	1,610	1.7
		Disagree	13	2.2	768	3.5	3,674	3.8
		Neutral	24	4.0	2,037	9.2	8,946	9.2
		Agree	257	42.6	8,831	40.0	38,580	39.7
		Strongly agree	306	50.8	10,102	45.7	44,485	45.7
		Total	603	100.0	22,095	100.0	97,296	100.0

* The comparison group and cohort columns on this page EXCLUDE your college.

Survey of Entering Student Engagement - Motlow State Community College (2017 Administration)

2017 Benchmark Frequency Distributions - Main Survey

Comparison Group: Medium Colleges in the 2017 Cohort*

Entering Students Only

[Weighted]

Academic and Social Support (ACSOCSUP)

			Your College		Medium Colleges		2017 Cohort	
Item	Variable	Responses	Count	Percent	Count	Percent	Count	Percent
Item 18: Think about your experiences from the time of your decision to attend this college through the end of the first three weeks of your first semester/quarter.								
18s. I learned the name of at least one other student in most of my classes [ACSOCSUP]	STUNAM	Strongly disagree	4	0.7	426	1.9	1,844	1.9
		Disagree	18	3.0	906	4.1	4,208	4.3
		Neutral	35	5.6	1,899	8.6	8,641	8.8
		Agree	246	40.0	8,865	39.9	38,462	39.3
		Strongly agree	313	50.8	10,113	45.5	44,715	45.7
		Total	617	100.0	22,209	100.0	97,870	100.0

* The comparison group and cohort columns on this page EXCLUDE your college.