

Survey of Entering Student Engagement - Motlow State Community College (2015 Administration)

2015 Benchmark Scores Report - Main Survey

Comparison Group: Medium Colleges in the 2015 Cohort*

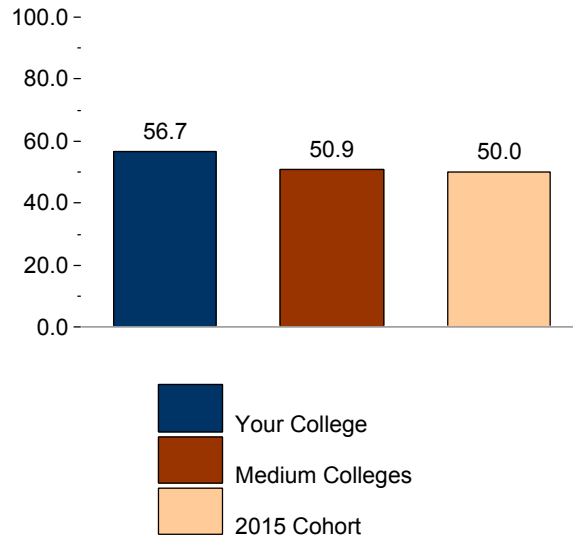
Entering Students Only

[Weighted]

Benchmark	Your College	Medium Colleges		2015 Cohort	
	Score	Score	Difference	Score	Difference
Early Connections	56.7	50.9	5.8	50.0	6.7
High Expectations and Aspirations	50.8	50.0	0.8	50.0	0.8
Clear Academic Plan and Pathway	55.5	50.2	5.3	50.0	5.5
Effective Track to College Readiness	47.6	50.2	-2.6	50.0	-2.4
Engaged Learning	49.4	50.2	-0.8	50.0	-0.6
Academic and Social Support Network	50.6	50.5	0.1	50.0	0.6

* The comparison group and cohort columns on this page INCLUDE your college.

Survey of Entering Student Engagement
Motlow State Community College (2015 Administration)
2015 Benchmark Bar Chart - Main Survey
Comparison Group: Medium Colleges in the 2015 Cohort*
Entering Students Only
[Weighted]
Early Connections (EARLYCON)



* The comparison group and cohort bars on this page INCLUDE your college.

07DEC15

Survey of Entering Student Engagement - Motlow State Community College (2015 Administration)

2015 Benchmark Means Report - Main Survey

Comparison Group: Medium Colleges in the 2015 Cohort*

Entering Students Only

[Weighted]

Early Connections (EARLYCON)

		Your College	Medium Colleges		2015 Cohort	
Item	Variable	Mean	Mean	Effect Size**	Mean	Effect Size**
Item 18: Think about your experiences from the time of your decision to attend this college through the end of the first three weeks of your first semester/quarter.						
1 = Strongly disagree, 2 = Disagree, 3 = Neutral, 4 = Agree, 5 = Strongly agree						
18a. The very first time I came to this college I felt welcome [EARLYCON]	WELCOME	4.05	4.03		4.02	
18i. The college provided me with adequate information about financial assistance (scholarships, grants, loans, etc.) [EARLYCON]	FAINFO	3.59	3.47		3.47	
18j. A college staff member helped me determine whether I qualified for financial assistance [EARLYCON]	QUALFA	3.14	3.08		3.06	
18p. At least one college staff member (other than an instructor) learned my name [EARLYCON]	CSTAFNAM	3.45	3.29		3.29	
One or more items in this benchmark are not suited to means calculations. Please see the Frequency Distribution that follows for these items.						

* The comparison group and cohort columns on this page EXCLUDE your college.

** T-test: 2-tailed

If a row contains less than 50 respondents, interpret the comparison results cautiously.

Survey of Entering Student Engagement - Motlow State Community College (2015 Administration)

2015 Benchmark Frequency Distributions - Main Survey

Comparison Group: Medium Colleges in the 2015 Cohort*

Entering Students Only

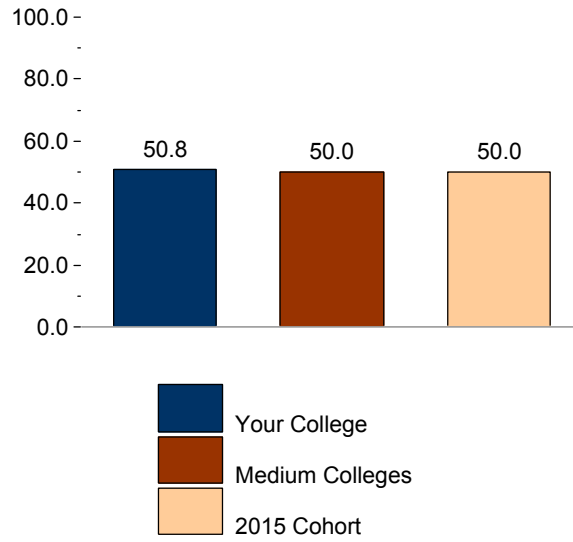
[Weighted]

Early Connections (EARLYCON)

			Your College		Medium Colleges		2015 Cohort	
Item	Variable	Responses	Count	Percent	Count	Percent	Count	Percent
Item 18: Think about your experiences from the time of your decision to attend this college through the end of the first three weeks of your first semester/quarter.								
18a. The very first time I came to this college I felt welcome [EARLYCON]	WELCOME	Strongly disagree	1	0.2	172	0.8	709	0.7
		Disagree	9	1.6	374	1.8	1,830	1.9
		Neutral	118	21.5	4,372	21.0	21,173	22.1
		Agree	255	46.4	9,655	46.3	43,270	45.3
		Strongly agree	167	30.3	6,288	30.1	28,616	29.9
		Total	549	100.0	20,861	100.0	95,597	100.0
18i. The college provided me with adequate information about financial assistance (scholarships, grants, loans, etc.) [EARLYCON]	FAINFO	Strongly disagree	13	2.3	1,276	6.1	6,101	6.4
		Disagree	74	13.5	2,913	14.0	13,300	13.9
		Neutral	160	29.1	5,443	26.2	24,855	26.0
		Agree	184	33.5	7,117	34.2	32,305	33.9
		Strongly agree	119	21.6	4,053	19.5	18,860	19.8
		Total	550	100.0	20,802	100.0	95,420	100.0
18j. A college staff member helped me determine whether I qualified for financial assistance [EARLYCON]	QUALFA	Strongly disagree	37	6.7	2,055	9.9	10,111	10.6
		Disagree	125	22.5	5,231	25.2	24,202	25.4
		Neutral	201	36.3	5,513	26.5	25,088	26.4
		Agree	104	18.7	4,888	23.5	21,877	23.0
		Strongly agree	88	15.8	3,082	14.8	13,923	14.6
		Total	555	100.0	20,770	100.0	95,201	100.0
18p. At least one college staff member (other than an instructor) learned my name [EARLYCON]	CSTAFNAM	Strongly disagree	52	9.5	2,476	11.9	11,796	12.4
		Disagree	107	19.6	4,285	20.6	19,407	20.4
		Neutral	89	16.1	3,689	17.7	16,921	17.8
		Agree	143	26.0	5,321	25.6	24,169	25.4
		Strongly agree	157	28.7	5,017	24.1	23,008	24.1
		Total	549	100.0	20,788	100.0	95,301	100.0
Item 23								
23. Was a specific person assigned to you so you could see him/her each time you needed information or assistance?	ASNPERS	Yes	251	47.6	6,465	31.9	28,457	30.7
		No	276	52.4	13,806	68.1	64,120	69.3
		Total	527	100.0	20,270	100.0	92,577	100.0

* The comparison group and cohort columns on this page EXCLUDE your college.

Survey of Entering Student Engagement
Motlow State Community College (2015 Administration)
2015 Benchmark Bar Chart - Main Survey
Comparison Group: Medium Colleges in the 2015 Cohort*
Entering Students Only
[Weighted]
High Expectations and Aspirations (HIEXPACT)



* The comparison group and cohort bars on this page INCLUDE your college.

Survey of Entering Student Engagement - Motlow State Community College (2015 Administration)

2015 Benchmark Means Report - Main Survey

Comparison Group: Medium Colleges in the 2015 Cohort*

Entering Students Only

[Weighted]

High Expectations and Aspirations (HIEXPECT)

		Your College	Medium Colleges		2015 Cohort	
Item	Variable	Mean	Mean	Effect Size**	Mean	Effect Size**
Item 18: Think about your experiences from the time of your decision to attend this college through the end of the first three weeks of your first semester/quarter.						
1 = Strongly disagree, 2 = Disagree, 3 = Neutral, 4 = Agree, 5 = Strongly agree						
18b. The instructors at this college want me to succeed [HIEXPECT]	WNTSCCD	4.25	4.29		4.29	
18t. I have the motivation to do what it takes to succeed in college [HIEXPECT]	ITTAKES	4.36	4.40		4.40	
18u. I am prepared academically to succeed in college [HIEXPECT]	ACPRPRD	4.23	4.27		4.28	
Item 19: During the first three weeks of your first semester/quarter at this college, about how often did you do the following?						
1 = Never, 2 = Once, 3 = Two or three times, 4 = Four or more times						
19c. Turn in an assignment late [HIEXPECT]	LATETURN	1.29	1.45	-0.24**	1.45	-0.23**
19d. Not turn in an assignment [HIEXPECT]	NOTTURN	1.35	1.37		1.39	
19f. Come to class without completing readings or assignments [HIEXPECT]	NOTCOMPL	1.60	1.63		1.61	
19s. Skip class [HIEXPECT]	SKIPCL	1.35	1.34		1.34	

* The comparison group and cohort columns on this page EXCLUDE your college.

** T-test: 2-tailed

If a row contains less than 50 respondents, interpret the comparison results cautiously.

Survey of Entering Student Engagement - Motlow State Community College (2015 Administration)

2015 Benchmark Frequency Distributions - Main Survey

Comparison Group: Medium Colleges in the 2015 Cohort*

Entering Students Only

[Weighted]

High Expectations and Aspirations (HIEEXPECT)

Item	Variable	Responses	Your College		Medium Colleges		2015 Cohort	
			Count	Percent	Count	Percent	Count	Percent
Item 18: Think about your experiences from the time of your decision to attend this college through the end of the first three weeks of your first semester/quarter.								
18b. The instructors at this college want me to succeed [HIEEXPECT]	WNTSCCD	Strongly disagree	6	1.0	32	0.2	184	0.2
		Disagree	1	0.3	130	0.6	618	0.6
		Neutral	53	9.7	2,405	11.6	10,802	11.4
		Agree	276	50.3	9,479	45.8	43,717	46.0
		Strongly agree	213	38.7	8,673	41.9	39,749	41.8
		Total	549	100.0	20,719	100.0	95,068	100.0
18t. I have the motivation to do what it takes to succeed in college [HIEEXPECT]	ITTAKES	Strongly disagree	7	1.2	77	0.4	450	0.5
		Disagree	11	1.9	291	1.4	1,215	1.3
		Neutral	50	8.9	1,849	8.9	8,983	9.4
		Agree	197	35.5	7,679	37.0	34,133	35.9
		Strongly agree	290	52.4	10,866	52.3	50,397	53.0
		Total	554	100.0	20,762	100.0	95,177	100.0
18u. I am prepared academically to succeed in college [HIEEXPECT]	ACPRPRD	Strongly disagree	2	0.3	126	0.6	505	0.5
		Disagree	17	3.0	319	1.5	1,444	1.5
		Neutral	71	12.9	2,702	13.0	12,320	12.9
		Agree	224	40.8	8,327	40.0	37,441	39.2
		Strongly agree	236	43.0	9,334	44.9	43,703	45.8
		Total	550	100.0	20,809	100.0	95,414	100.0
Item 19: During the first three weeks of your first semester/quarter at this college, about how often did you do the following?								
19c. Turn in an assignment late [HIEEXPECT]	LATETURN	Never	427	77.1	13,694	65.4	62,778	65.6
		Once	93	16.8	5,272	25.2	24,261	25.3
		Two or three times	33	5.9	1,744	8.3	7,616	8.0
		Four or more times	1	0.2	241	1.1	1,072	1.1
		Total	553	100.0	20,951	100.0	95,727	100.0
19d. Not turn in an assignment [HIEEXPECT]	NOTTURN	Never	392	73.2	14,927	72.4	67,325	71.4
		Once	108	20.2	4,022	19.5	19,054	20.2
		Two or three times	27	5.1	1,334	6.5	6,278	6.7
		Four or more times	8	1.5	338	1.6	1,628	1.7
		Total	536	100.0	20,621	100.0	94,285	100.0
19f. Come to class without completing readings or assignments [HIEEXPECT]	NOTCOMPL	Never	306	55.7	11,721	55.9	54,291	56.7
		Once	168	30.6	6,030	28.8	27,722	28.9
		Two or three times	61	11.1	2,561	12.2	11,070	11.6
		Four or more times	14	2.5	659	3.1	2,745	2.9
		Total	550	100.0	20,971	100.0	95,829	100.0

* The comparison group and cohort columns on this page EXCLUDE your college.

Survey of Entering Student Engagement - Motlow State Community College (2015 Administration)

2015 Benchmark Frequency Distributions - Main Survey

Comparison Group: Medium Colleges in the 2015 Cohort*

Entering Students Only

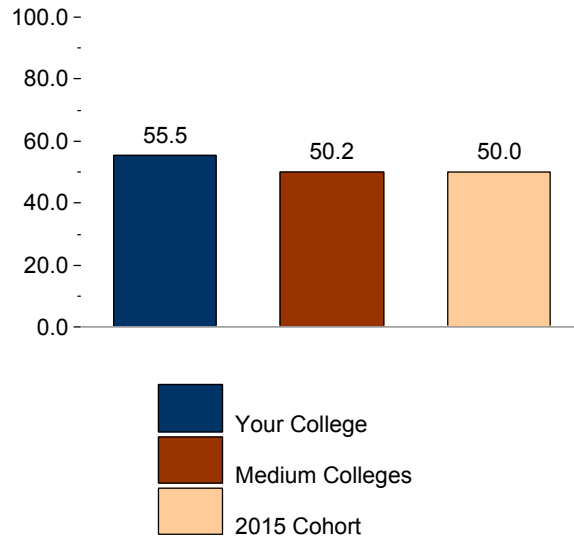
[Weighted]

High Expectations and Aspirations (HIEXPECT)

Item	Variable	Responses	Your College		Medium Colleges		2015 Cohort	
			Count	Percent	Count	Percent	Count	Percent
Item 19: During the first three weeks of your first semester/quarter at this college, about how often did you do the following?								
19s. Skip class [HIEXPECT]	SKIPCL	Never	404	73.5	15,754	75.1	72,311	75.3
		Once	106	19.2	3,579	17.0	16,264	16.9
		Two or three times	33	5.9	1,390	6.6	6,190	6.4
		Four or more times	7	1.3	267	1.3	1,237	1.3
		Total	550	100.0	20,989	100.0	96,002	100.0

* The comparison group and cohort columns on this page EXCLUDE your college.

Survey of Entering Student Engagement
Motlow State Community College (2015 Administration)
2015 Benchmark Bar Chart - Main Survey
Comparison Group: Medium Colleges in the 2015 Cohort*
Entering Students Only
[Weighted]
Clear Academic Plan and Pathway (ACADPLAN)



* The comparison group and cohort bars on this page INCLUDE your college.

07DEC15

Survey of Entering Student Engagement - Motlow State Community College (2015 Administration)

2015 Benchmark Means Report - Main Survey

Comparison Group: Medium Colleges in the 2015 Cohort*

Entering Students Only

[Weighted]

Clear Academic Plan and Pathway (ACADPLAN)

		Your College	Medium Colleges		2015 Cohort	
Item	Variable	Mean	Mean	Effect Size**	Mean	Effect Size**
Item 18: Think about your experiences from the time of your decision to attend this college through the end of the first three weeks of your first semester/quarter.						
1 = Strongly disagree, 2 = Disagree, 3 = Neutral, 4 = Agree, 5 = Strongly agree						
18d. I was able to meet with an academic advisor at times convenient for me [ACADPLAN]	AACONTIM	3.87	3.77		3.79	
18e. An advisor helped me to select a course of study, program, or major [ACADPLAN]	AASELMAJ	3.84	3.68		3.70	
18f. An advisor helped me to set academic goals and to create a plan for achieving them [ACADPLAN]	ACADGOAL	3.46	3.29		3.32	
18g. An advisor helped me to identify the courses I needed to take during my first semester/quarter [ACADPLAN]	CRSADV	4.11	3.90	0.21**	3.90	0.21**
18h. A college staff member talked with me about my commitments outside of school (work, children, dependents, etc.) to help me figure out how many courses to take [ACADPLAN]	OSCOMM	3.25	2.91	0.29**	2.90	0.30**

* The comparison group and cohort columns on this page EXCLUDE your college.

** T-test: 2-tailed

If a row contains less than 50 respondents, interpret the comparison results cautiously.

Survey of Entering Student Engagement - Motlow State Community College (2015 Administration)

2015 Benchmark Frequency Distributions - Main Survey

Comparison Group: Medium Colleges in the 2015 Cohort*

Entering Students Only

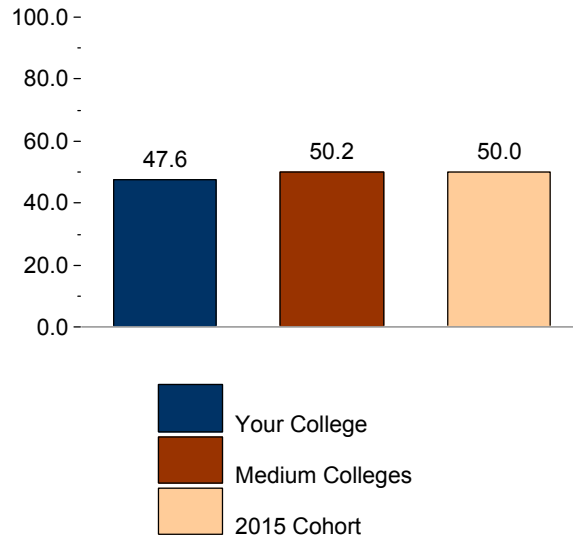
[Weighted]

Clear Academic Plan and Pathway (ACADPLAN)

Item	Variable	Responses	Your College		Medium Colleges		2015 Cohort	
			Count	Percent	Count	Percent	Count	Percent
Item 18: Think about your experiences from the time of your decision to attend this college through the end of the first three weeks of your first semester/quarter.								
18d. I was able to meet with an academic advisor at times convenient for me [ACADPLAN]	AACONTIM	Strongly disagree	4	0.7	523	2.5	2,319	2.4
		Disagree	21	3.8	1,441	7.0	6,827	7.2
		Neutral	151	27.6	5,330	25.9	23,765	25.1
		Agree	241	43.9	8,197	39.8	37,399	39.5
		Strongly agree	132	24.1	5,127	24.9	24,431	25.8
		Total	548	100.0	20,617	100.0	94,741	100.0
18e. An advisor helped me to select a course of study, program, or major [ACADPLAN]	AASELMAJ	Strongly disagree	14	2.5	1,052	5.1	4,745	5.0
		Disagree	54	9.9	2,704	13.0	11,847	12.4
		Neutral	95	17.2	3,928	18.9	18,108	19.0
		Agree	232	42.3	7,377	35.5	33,436	35.1
		Strongly agree	154	28.1	5,734	27.6	27,252	28.6
		Total	549	100.0	20,794	100.0	95,389	100.0
18f. An advisor helped me to set academic goals and to create a plan for achieving them [ACADPLAN]	ACADGOAL	Strongly disagree	18	3.3	1,341	6.5	6,113	6.4
		Disagree	95	17.5	4,092	19.7	18,319	19.2
		Neutral	168	30.8	6,171	29.7	27,820	29.2
		Agree	148	27.2	5,531	26.6	25,421	26.7
		Strongly agree	115	21.2	3,641	17.5	17,583	18.5
		Total	544	100.0	20,776	100.0	95,255	100.0
18g. An advisor helped me to identify the courses I needed to take during my first semester/quarter [ACADPLAN]	CRSADV	Strongly disagree	5	0.9	782	3.8	3,661	3.8
		Disagree	33	6.0	1,712	8.2	7,808	8.2
		Neutral	47	8.5	2,975	14.3	13,744	14.4
		Agree	273	49.7	8,695	41.8	39,241	41.1
		Strongly agree	191	34.8	6,637	31.9	30,926	32.4
		Total	549	100.0	20,800	100.0	95,380	100.0
18h. A college staff member talked with me about my commitments outside of school (work, children, dependents, etc.) to help me figure out how many courses to take [ACADPLAN]	OSCOMM	Strongly disagree	48	8.8	2,434	11.7	11,656	12.2
		Disagree	126	22.9	6,192	29.8	28,808	30.2
		Neutral	114	20.7	5,555	26.7	24,515	25.7
		Agree	163	29.8	4,090	19.7	18,656	19.6
		Strongly agree	97	17.7	2,522	12.1	11,755	12.3
		Total	549	100.0	20,793	100.0	95,389	100.0

* The comparison group and cohort columns on this page EXCLUDE your college.

Survey of Entering Student Engagement
Motlow State Community College (2015 Administration)
2015 Benchmark Bar Chart - Main Survey
Comparison Group: Medium Colleges in the 2015 Cohort*
Entering Students Only
[Weighted]
Effective Track to College Readiness (COLLREAD)



* The comparison group and cohort bars on this page INCLUDE your college.

07DEC15

Survey of Entering Student Engagement - Motlow State Community College (2015 Administration)

2015 Benchmark Means Report - Main Survey

Comparison Group: Medium Colleges in the 2015 Cohort*

Entering Students Only

[Weighted]

Effective Track to College Readiness (COLLREAD)

		Your College	Medium Colleges		2015 Cohort	
Item	Variable	Mean	Mean	Effect Size**	Mean	Effect Size**
Item 21: Think about your experiences from the time of your decision to attend this college through the end of the first three weeks of your first semester/quarter. Within a class, or through another experience at this college:						
1 = Strongly disagree, 2 = Disagree, 3 = Neutral, 4 = Agree, 5 = Strongly agree						
21a. I learned to improve my study skills (listening, note taking, highlighting readings, working with others, etc.) [COLLREAD]	LNDSTUDY	4.04	3.96		3.99	
21b. I learned to understand my academic strengths and weaknesses [COLLREAD]	LNDACAWK	3.97	3.91		3.94	
21c. I learned skills and strategies to improve my test-taking ability [COLLREAD]	LNSKLLS	3.71	3.59		3.63	
One or more items in this benchmark are not suited to means calculations. Please see the Frequency Distribution that follows for these items.						

* The comparison group and cohort columns on this page EXCLUDE your college.

** T-test: 2-tailed

If a row contains less than 50 respondents, interpret the comparison results cautiously.

Survey of Entering Student Engagement - Motlow State Community College (2015 Administration)

2015 Benchmark Frequency Distributions - Main Survey

Comparison Group: Medium Colleges in the 2015 Cohort*

Entering Students Only

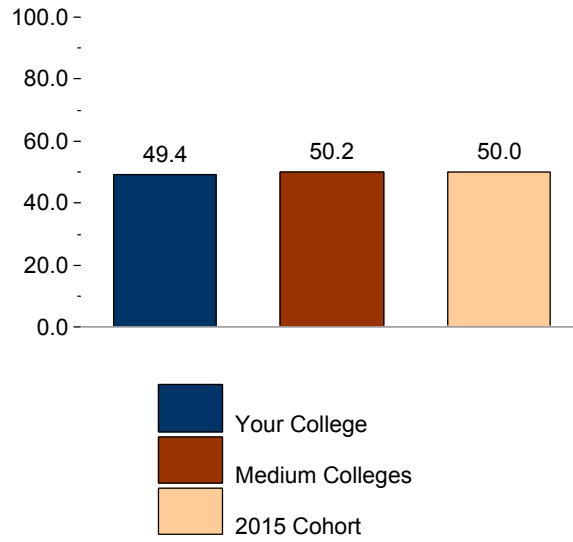
[Weighted]

Effective Track to College Readiness (COLLREAD)

Item	Variable	Responses	Your College		Medium Colleges		2015 Cohort	
			Count	Percent	Count	Percent	Count	Percent
Item 12: Think about your experiences from the time of your decision to attend this college through the end of the first three weeks of your first semester/quarter.								
12a. Before I could register for classes, I was required to take a placement test (COMPASS, ASSET, ACCUPLACER, SAT, ACT, etc.) to assess my skills in reading, writing, and/or math [COLLREAD]	REQPTEST	Yes	393	72.2	17,462	84.4	78,711	82.9
		No	151	27.8	3,236	15.6	16,188	17.1
		Total	544	100.0	20,698	100.0	94,898	100.0
12b. I took a placement test (COMPASS, ASSET, ACCUPLACER, SAT, ACT, etc.) [COLLREAD]	TKPTEST	Yes	456	82.9	17,804	88.4	80,650	87.2
		No	94	17.1	2,347	11.6	11,872	12.8
		Total	551	100.0	20,151	100.0	92,522	100.0
Item 14								
14. This college required me to enroll in classes indicated by my placement test scores during my first semester/quarter [COLLREAD]	REQCLASS	Yes	370	67.0	13,905	67.3	63,963	67.6
		No	183	33.0	6,751	32.7	30,624	32.4
		Total	553	100.0	20,656	100.0	94,587	100.0
Item 21: Think about your experiences from the time of your decision to attend this college through the end of the first three weeks of your first semester/quarter. Within a class, or through another experience at this college:								
21a. I learned to improve my study skills (listening, note taking, highlighting readings, working with others, etc.) [COLLREAD]	LNDSTUDY	Strongly disagree	14	2.6	394	1.9	1,528	1.6
		Disagree	18	3.4	881	4.2	3,835	4.0
		Neutral	90	16.5	4,259	20.4	19,344	20.3
		Agree	230	42.4	8,988	43.0	40,199	42.1
		Strongly agree	191	35.1	6,384	30.5	30,608	32.0
		Total	544	100.0	20,906	100.0	95,514	100.0
21b. I learned to understand my academic strengths and weaknesses [COLLREAD]	LNDACAWK	Strongly disagree	7	1.3	317	1.5	1,222	1.3
		Disagree	22	4.0	902	4.3	3,672	3.8
		Neutral	126	22.9	4,714	22.6	21,384	22.4
		Agree	220	40.2	9,332	44.7	42,252	44.3
		Strongly agree	173	31.6	5,628	26.9	26,880	28.2
		Total	549	100.0	20,894	100.0	95,411	100.0
21c. I learned skills and strategies to improve my test-taking ability [COLLREAD]	LNSKLLS	Strongly disagree	18	3.3	691	3.3	2,706	2.8
		Disagree	61	11.0	2,197	10.5	9,423	9.9
		Neutral	141	25.7	6,660	31.9	30,151	31.6
		Agree	172	31.3	6,801	32.6	30,884	32.4
		Strongly agree	158	28.7	4,544	21.7	22,263	23.3
		Total	549	100.0	20,893	100.0	95,427	100.0

* The comparison group and cohort columns on this page EXCLUDE your college.

Survey of Entering Student Engagement
Motlow State Community College (2015 Administration)
2015 Benchmark Bar Chart - Main Survey
Comparison Group: Medium Colleges in the 2015 Cohort*
Entering Students Only
[Weighted]
Engaged Learning (ENGAGLRN)



* The comparison group and cohort bars on this page INCLUDE your college.

Survey of Entering Student Engagement - Motlow State Community College (2015 Administration)

2015 Benchmark Means Report - Main Survey

Comparison Group: Medium Colleges in the 2015 Cohort*

Entering Students Only

[Weighted]

Engaged Learning (ENGAGLRN)

		Your College	Medium Colleges		2015 Cohort	
Item	Variable	Mean	Mean	Effect Size**	Mean	Effect Size**
Item 19: During the first three weeks of your first semester/quarter at this college, about how often did you do the following?						
1 = Never, 2 = Once, 3 = Two or three times, 4 = Four or more times						
19a. Ask questions in class or contribute to class discussions [ENGAGLRN]	ASKQUES	2.65	2.84	-0.22**	2.82	-0.20**
19b. Prepare at least two drafts of a paper or assignment before turning it in [ENGAGLRN]	PREPDRFT	2.32	2.12	0.22**	2.13	0.22**
19e. Participate in supplemental instruction (extra class sessions with an instructor, tutor, or experienced student) [ENGAGLRN]	SUPINSTR	1.38	1.51		1.53	
19g. Work with other students on a project or assignment during class [ENGAGLRN]	PINCLASS	2.24	2.53	-0.30**	2.49	-0.26**
19h. Work with classmates outside of class on class projects or assignments [ENGAGLRN]	PREPOUTC	1.57	1.58		1.59	
19i. Participate in a required study group outside of class [ENGAGLRN]	GRPSTUDY	1.20	1.27		1.29	
19j. Participate in a student-initiated (not required) study group outside of class [ENGAGLRN]	NRGSTUDY	1.32	1.29		1.30	
19k. Use an electronic tool (e-mail, text messaging, Facebook, MySpace, class Web site, etc.) to communicate with another student about coursework [ENGAGLRN]	USEINTMG	2.22	2.13		2.15	
19l. Use an electronic tool (e-mail, text messaging, Facebook, MySpace, class Web site, etc.) to communicate with an instructor about coursework [ENGAGLRN]	MAILFAC	2.20	2.30		2.26	
19m. Discuss an assignment or grade with an instructor [ENGAGLRN]	FACASSN	2.24	2.08		2.07	
19n. Ask for help from an instructor regarding questions or problems related to a class [ENGAGLRN]	CLASSREL	2.28	2.35		2.35	
19o. Receive prompt written or oral feedback from instructors on your performance [ENGAGLRN]	FEEDBACK	2.34	2.37		2.36	
19q. Discuss ideas from your readings or classes with instructors outside of class [ENGAGLRN]	FACIDOC	1.56	1.56		1.58	
Item 20.2: Think about your experiences from the time of your decision to attend this college through the end of the first three weeks of your first semester/quarter. How often did you use the following services?						
1 = Never, 2 = Once, 3 = Two or three times, 4 = Four or more times						
20.2d. Face-to-face tutoring [ENGAGLRN]	FFTUSE	1.12	1.27	-0.24**	1.29	-0.26**
20.2f. Writing, math, or other skill lab [ENGAGLRN]	SKLABUSE	1.82	1.73		1.70	
20.2h. Computer lab [ENGAGLRN]	COMLBUSE	2.20	2.09		2.08	

* The comparison group and cohort columns on this page EXCLUDE your college.

** T-test: 2-tailed

If a row contains less than 50 respondents, interpret the comparison results cautiously.

Survey of Entering Student Engagement - Motlow State Community College (2015 Administration)

2015 Benchmark Frequency Distributions - Main Survey

Comparison Group: Medium Colleges in the 2015 Cohort*

Entering Students Only

[Weighted]

Engaged Learning (ENGAGLRN)

Item	Variable	Responses	Your College		Medium Colleges		2015 Cohort	
			Count	Percent	Count	Percent	Count	Percent
Item 19: During the first three weeks of your first semester/quarter at this college, about how often did you do the following?								
19a. Ask questions in class or contribute to class discussions [ENGAGLRN]	ASKQUES	Never	59	10.8	1,774	8.4	8,057	8.4
		Once	156	28.4	4,655	22.1	22,341	23.2
		Two or three times	251	45.8	9,805	46.6	44,567	46.3
		Four or more times	83	15.1	4,809	22.9	21,226	22.1
		Total	549	100.0	21,044	100.0	96,191	100.0
19b. Prepare at least two drafts of a paper or assignment before turning it in [ENGAGLRN]	PREPDRFT	Never	88	16.1	6,122	29.3	27,823	29.1
		Once	226	41.3	7,423	35.5	34,171	35.8
		Two or three times	205	37.4	5,952	28.5	27,165	28.4
		Four or more times	28	5.2	1,388	6.6	6,343	6.6
		Total	548	100.0	20,885	100.0	95,502	100.0
19e. Participate in supplemental instruction (extra class sessions with an instructor, tutor, or experienced student) [ENGAGLRN]	SUPINSTR	Never	423	77.1	14,513	69.0	64,883	67.5
		Once	59	10.7	3,324	15.8	15,942	16.6
		Two or three times	53	9.7	2,277	10.8	10,785	11.2
		Four or more times	14	2.5	914	4.3	4,488	4.7
		Total	549	100.0	21,029	100.0	96,099	100.0
19g. Work with other students on a project or assignment during class [ENGAGLRN]	PINCLASS	Never	146	26.6	3,955	18.8	19,325	20.1
		Once	159	29.0	5,381	25.6	24,940	26.0
		Two or three times	208	37.8	8,315	39.5	37,326	38.8
		Four or more times	36	6.6	3,376	16.1	14,501	15.1
		Total	549	100.0	21,027	100.0	96,091	100.0
19h. Work with classmates outside of class on class projects or assignments [ENGAGLRN]	PREPOUTC	Never	369	67.2	13,353	63.8	60,525	63.3
		Once	72	13.0	3,918	18.7	18,245	19.1
		Two or three times	86	15.7	2,652	12.7	12,304	12.9
		Four or more times	22	4.0	993	4.7	4,559	4.8
		Total	549	100.0	20,916	100.0	95,634	100.0
19i. Participate in a required study group outside of class [ENGAGLRN]	GRPSTUDY	Never	485	88.4	17,426	82.9	78,412	81.6
		Once	25	4.5	1,900	9.0	9,580	10.0
		Two or three times	33	5.9	1,216	5.8	5,660	5.9
		Four or more times	6	1.2	476	2.3	2,413	2.5
		Total	549	100.0	21,018	100.0	96,066	100.0
19j. Participate in a student-initiated (not required) study group outside of class [ENGAGLRN]	NRGSTUDY	Never	444	80.9	17,127	81.7	77,539	81.0
		Once	50	9.2	2,114	10.1	10,024	10.5
		Two or three times	39	7.2	1,198	5.7	5,680	5.9
		Four or more times	15	2.8	526	2.5	2,453	2.6
		Total	549	100.0	20,966	100.0	95,697	100.0

* The comparison group and cohort columns on this page EXCLUDE your college.

Survey of Entering Student Engagement - Motlow State Community College (2015 Administration)

2015 Benchmark Frequency Distributions - Main Survey

Comparison Group: Medium Colleges in the 2015 Cohort*

Entering Students Only

[Weighted]

Engaged Learning (ENGAGLRN)

Item	Variable	Responses	Your College		Medium Colleges		2015 Cohort	
			Count	Percent	Count	Percent	Count	Percent
Item 19: During the first three weeks of your first semester/quarter at this college, about how often did you do the following?								
19k. Use an electronic tool (e-mail, text messaging, Facebook, MySpace, class Web site, etc.) to communicate with another student about coursework [ENGAGLRN]	USEINTMG	Never	202	37.1	8,648	41.1	38,322	39.9
		Once	116	21.3	4,520	21.5	21,084	21.9
		Two or three times	129	23.7	4,437	21.1	20,840	21.7
		Four or more times	97	17.9	3,434	16.3	15,904	16.5
		Total	544	100.0	21,039	100.0	96,150	100.0
19l. Use an electronic tool (e-mail, text messaging, Facebook, MySpace, class Web site, etc.) to communicate with an instructor about coursework [ENGAGLRN]	MAILFAC	Never	195	35.4	6,194	29.6	29,794	31.1
		Once	131	23.8	5,538	26.5	25,625	26.8
		Two or three times	142	25.9	5,954	28.4	26,035	27.2
		Four or more times	81	14.8	3,251	15.5	14,301	14.9
		Total	549	100.0	20,936	100.0	95,754	100.0
19m. Discuss an assignment or grade with an instructor [ENGAGLRN]	FACASSN	Never	135	24.7	6,729	32.0	31,241	32.5
		Once	212	38.9	7,394	35.2	33,534	34.9
		Two or three times	129	23.8	5,386	25.6	24,310	25.3
		Four or more times	68	12.6	1,508	7.2	6,900	7.2
		Total	545	100.0	21,017	100.0	95,986	100.0
19n. Ask for help from an instructor regarding questions or problems related to a class [ENGAGLRN]	CLASSREL	Never	125	23.0	4,749	22.6	21,833	22.7
		Once	194	35.6	6,786	32.3	30,452	31.7
		Two or three times	175	32.2	6,926	33.0	32,248	33.6
		Four or more times	50	9.2	2,546	12.1	11,457	11.9
		Total	544	100.0	21,006	100.0	95,991	100.0
19o. Receive prompt written or oral feedback from instructors on your performance [ENGAGLRN]	FEEDBACK	Never	131	24.0	4,949	23.6	23,080	24.0
		Once	163	29.7	6,143	29.3	27,974	29.1
		Two or three times	188	34.3	7,106	33.9	32,178	33.5
		Four or more times	66	12.1	2,783	13.3	12,748	13.3
		Total	548	100.0	20,981	100.0	95,981	100.0
19q. Discuss ideas from your readings or classes with instructors outside of class [ENGAGLRN]	FACIDOC	Never	367	67.4	13,615	64.9	61,351	63.9
		Once	89	16.3	4,030	19.2	18,418	19.2
		Two or three times	52	9.5	2,362	11.3	11,538	12.0
		Four or more times	37	6.8	982	4.7	4,654	4.8
		Total	545	100.0	20,989	100.0	95,961	100.0
Item 20.2: Think about your experiences from the time of your decision to attend this college through the end of the first three weeks of your first semester/quarter. How often did you use the following services?								
20.2d. Face-to-face tutoring [ENGAGLRN]	FFTUSE	Never	476	92.1	16,791	83.3	76,061	82.5
		Once	25	4.9	1,818	9.0	8,409	9.1
		Two or three times	12	2.4	925	4.6	4,739	5.1
		Four or more times	3	0.6	620	3.1	2,999	3.3
		Total	517	100.0	20,154	100.0	92,208	100.0

* The comparison group and cohort columns on this page EXCLUDE your college.

Survey of Entering Student Engagement - Motlow State Community College (2015 Administration)

2015 Benchmark Frequency Distributions - Main Survey

Comparison Group: Medium Colleges in the 2015 Cohort*

Entering Students Only

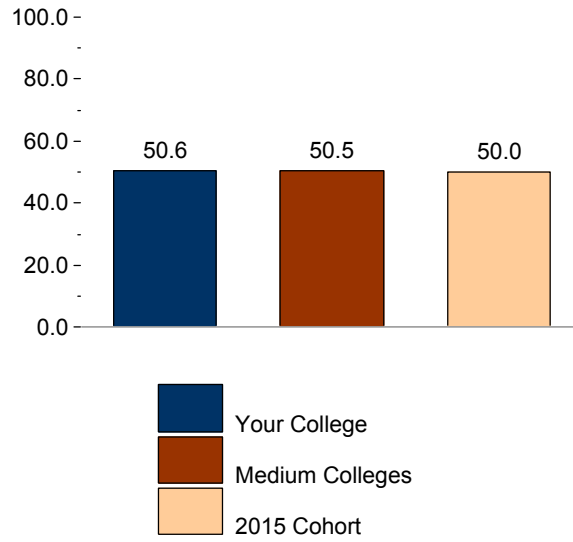
[Weighted]

Engaged Learning (ENGAGLRN)

Item	Variable	Responses	Your College		Medium Colleges		2015 Cohort	
			Count	Percent	Count	Percent	Count	Percent
Item 20.2: Think about your experiences from the time of your decision to attend this college through the end of the first three weeks of your first semester/quarter. How often did you use the following services?								
20.2f. Writing, math, or other skill lab [ENGAGLRN]	SKLABUSE	Never	325	62.6	12,928	64.7	59,600	65.0
		Once	58	11.2	2,251	11.3	11,094	12.1
		Two or three times	39	7.6	2,002	10.0	9,357	10.2
		Four or more times	96	18.6	2,806	14.0	11,575	12.6
		Total	518	100.0	19,988	100.0	91,625	100.0
20.2h. Computer lab [ENGAGLRN]	COMLBUSE	Never	229	44.5	9,333	46.1	42,929	46.4
		Once	76	14.8	3,577	17.7	16,358	17.7
		Two or three times	88	17.1	3,529	17.4	16,036	17.3
		Four or more times	121	23.6	3,826	18.9	17,176	18.6
		Total	514	100.0	20,265	100.0	92,498	100.0

* The comparison group and cohort columns on this page EXCLUDE your college.

Survey of Entering Student Engagement
Motlow State Community College (2015 Administration)
2015 Benchmark Bar Chart - Main Survey
Comparison Group: Medium Colleges in the 2015 Cohort*
Entering Students Only
[Weighted]
Academic and Social Support (ACSOCSUP)



* The comparison group and cohort bars on this page INCLUDE your college.

Survey of Entering Student Engagement - Motlow State Community College (2015 Administration)

2015 Benchmark Means Report - Main Survey

Comparison Group: Medium Colleges in the 2015 Cohort*

Entering Students Only

[Weighted]

Academic and Social Support (ACSOCSUP)

		Your College	Medium Colleges		2015 Cohort	
Item	Variable	Mean	Mean	Effect Size**	Mean	Effect Size**
Item 18: Think about your experiences from the time of your decision to attend this college through the end of the first three weeks of your first semester/quarter.						
1 = Strongly disagree, 2 = Disagree, 3 = Neutral, 4 = Agree, 5 = Strongly agree						
18l. All instructors clearly explained academic and student support services available at this college [ACSOCSUP]	RESOURCE	3.84	3.86		3.88	
18m. All instructors clearly explained course grading policies [ACSOCSUP]	GRADEPOL	4.23	4.26		4.26	
18n. All instructors clearly explained course syllabi (syllabuses) [ACSOCSUP]	SYLLABI	4.36	4.36		4.36	
18o. I knew how to get in touch with my instructors outside of class [ACSOCSUP]	FACMEET	4.29	4.30		4.29	
18q. At least one other student whom I didn't previously know learned my name [ACSOCSUP]	OSTUDNAM	4.19	4.15		4.13	
18r. At least one instructor learned my name [ACSOCSUP]	FACNAM	4.29	4.29		4.26	
18s. I learned the name of at least one other student in most of my classes [ACSOCSUP]	STUNAM	4.31	4.27		4.25	

* The comparison group and cohort columns on this page EXCLUDE your college.

** T-test: 2-tailed

If a row contains less than 50 respondents, interpret the comparison results cautiously.

Survey of Entering Student Engagement - Motlow State Community College (2015 Administration)

2015 Benchmark Frequency Distributions - Main Survey

Comparison Group: Medium Colleges in the 2015 Cohort*

Entering Students Only

[Weighted]

Academic and Social Support (ACSOCSUP)

Item	Variable	Responses	Your College		Medium Colleges		2015 Cohort	
			Count	Percent	Count	Percent	Count	Percent
Item 18: Think about your experiences from the time of your decision to attend this college through the end of the first three weeks of your first semester/quarter.								
18l. All instructors clearly explained academic and student support services available at this college [ACSOCSUP]	RESOURCE	Strongly disagree	4	0.8	389	1.9	1,767	1.9
		Disagree	45	8.3	1,577	7.6	6,931	7.3
		Neutral	132	24.1	4,104	19.8	18,776	19.7
		Agree	218	39.7	9,145	44.1	41,224	43.3
		Strongly agree	149	27.1	5,545	26.7	26,499	27.8
		Total	549	100.0	20,759	100.0	95,198	100.0
18m. All instructors clearly explained course grading policies [ACSOCSUP]	GRADEPOL	Strongly disagree	1	0.2	137	0.7	609	0.6
		Disagree	5	0.8	465	2.2	2,167	2.3
		Neutral	70	12.8	1,834	8.8	8,795	9.2
		Agree	264	48.0	9,854	47.4	44,169	46.3
		Strongly agree	210	38.2	8,506	40.9	39,583	41.5
		Total	549	100.0	20,796	100.0	95,324	100.0
18n. All instructors clearly explained course syllabi (syllabuses) [ACSOCSUP]	SYLLABI	Strongly disagree	0	0.1	81	0.4	428	0.5
		Disagree	11	1.9	334	1.6	1,618	1.7
		Neutral	29	5.3	1,456	7.0	6,786	7.1
		Agree	261	47.6	9,010	43.4	40,941	43.0
		Strongly agree	247	45.1	9,874	47.6	45,379	47.7
		Total	549	100.0	20,756	100.0	95,152	100.0
18o. I knew how to get in touch with my instructors outside of class [ACSOCSUP]	FACMEET	Strongly disagree	0	0.1	133	0.6	607	0.6
		Disagree	11	2.0	430	2.1	2,144	2.2
		Neutral	45	8.2	1,726	8.3	8,509	8.9
		Agree	264	48.6	9,294	44.7	42,046	44.1
		Strongly agree	224	41.1	9,224	44.3	42,097	44.1
		Total	544	100.0	20,807	100.0	95,402	100.0
18q. At least one other student whom I didn't previously know learned my name [ACSOCSUP]	OSTUDNAM	Strongly disagree	6	1.1	537	2.6	2,556	2.7
		Disagree	27	4.8	1,035	5.0	4,874	5.1
		Neutral	67	12.0	2,086	10.0	10,032	10.5
		Agree	213	38.5	8,369	40.2	37,668	39.5
		Strongly agree	242	43.6	8,785	42.2	40,276	42.2
		Total	555	100.0	20,810	100.0	95,407	100.0
18r. At least one instructor learned my name [ACSOCSUP]	FACNAM	Strongly disagree	7	1.3	273	1.3	1,505	1.6
		Disagree	20	3.6	597	2.9	3,295	3.5
		Neutral	40	7.4	1,649	8.0	8,076	8.5
		Agree	221	40.3	8,590	41.5	38,137	40.2
		Strongly agree	260	47.5	9,610	46.4	43,894	46.2
		Total	548	100.0	20,720	100.0	94,907	100.0

* The comparison group and cohort columns on this page EXCLUDE your college.

Survey of Entering Student Engagement - Motlow State Community College (2015 Administration)

2015 Benchmark Frequency Distributions - Main Survey

Comparison Group: Medium Colleges in the 2015 Cohort*

Entering Students Only

[Weighted]

Academic and Social Support (ACSOCSUP)

Item	Variable	Responses	Your College		Medium Colleges		2015 Cohort	
			Count	Percent	Count	Percent	Count	Percent
Item 18: Think about your experiences from the time of your decision to attend this college through the end of the first three weeks of your first semester/quarter.								
18s. I learned the name of at least one other student in most of my classes [ACSOCSUP]	STUNAM	Strongly disagree	6	1.1	354	1.7	1,697	1.8
		Disagree	14	2.5	802	3.9	3,926	4.1
		Neutral	49	9.0	1,619	7.8	7,965	8.3
		Agree	217	39.5	8,228	39.5	37,405	39.2
		Strongly agree	263	48.0	9,807	47.1	44,417	46.6
		Total	549	100.0	20,811	100.0	95,410	100.0

* The comparison group and cohort columns on this page EXCLUDE your college.